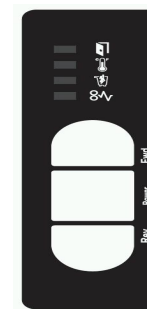
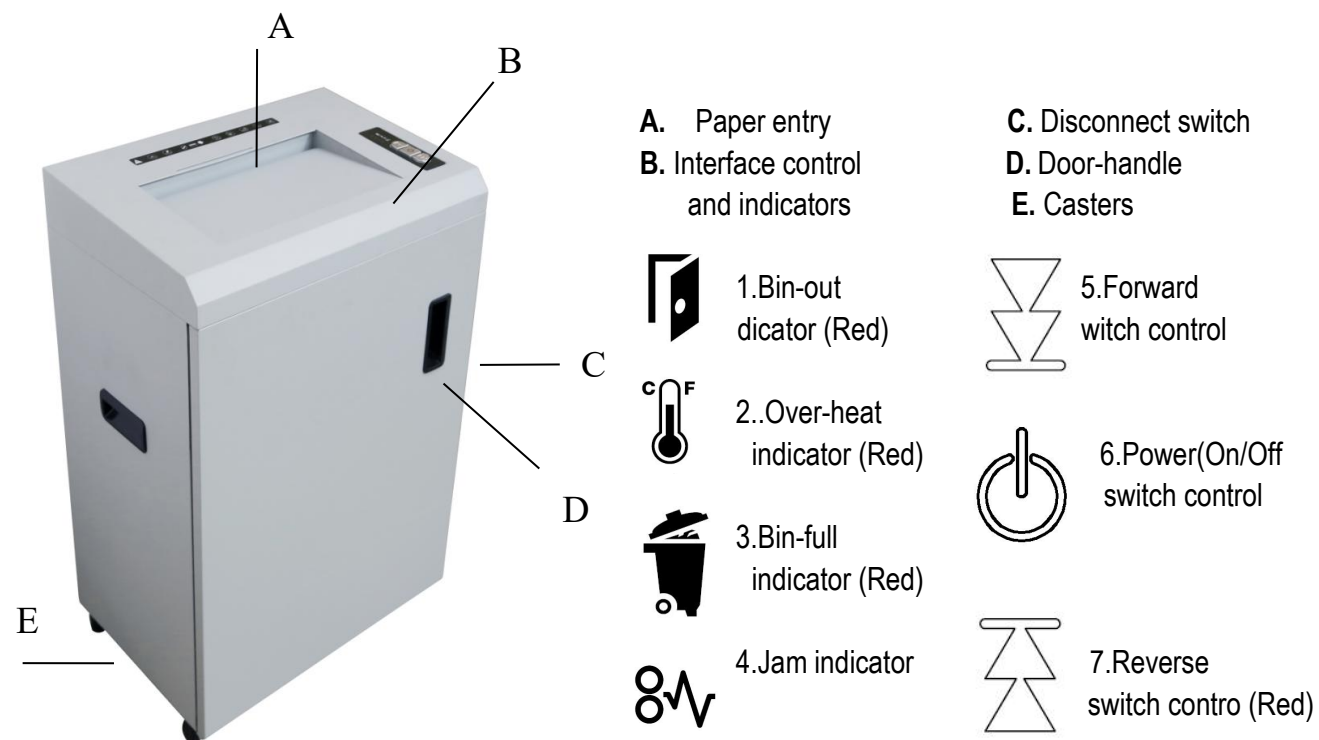


Model: HS-25C



4. Press power switch ON (⏻).



5. Feed into paper or CD and release.

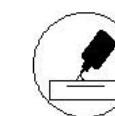


6. Clean the electronic eye every half a month.

WARNING: IMPORTANT SAFETY INSTRUCTIONS—READ BEFORE USING!



25 sheets per pass to avoid jams



Auto-oil, As operation



For card/CD width



- Keep away from children and pets. Keep hands away from paper entry. Always set to off or unplug when not in use.



- Keep foreign objects such as gloves, jewelry, clothing, hair, etc. away from shredder openings. If object enters top opening, switch to Reverse () to back out object. K



- Never use aerosol, petroleum based or other flammable products on or near shredder. Do not use canned air on shredder.

- This Machine has a disconnect switch (D), it must be in ON (—) position to operate shredder. If urgent thing happens, must switch to OFF (O) position to stop shredding.
- Avoid touching exposed cutter in shredder head.
- Lock the casters when used.
- Don't put can't shred objective on the entry.
- The grounded socket-outlet shall be installed near the equipment and shall be easily accessible.

CAPACITY

Safe shred: paper, card, CD, staple, paper clip;

Can't shred: adhesive labels, cardboard, soft disk, laminates, document clips, X-film and other plastic than noted above

Shred size: Cross cut.....4mmX40mm

Maximum:

Rated sheets capacity 25sheet (A4 /70g) 23sheet (A4 /75g) 22sheet (A4 /80g)

Rated CD/card capacity1 sheet

Paper Entry Width.....310mm

Unload motor power about 300W, power at capacity about 800W.

Heavier, humidity or other than rated voltage may reduce capacity.

Recommended daily usage rates: 100-150 set paper passes; 300 credit cards; 50 CDs

Environmental requirement: Temperature operating range to be 10°C – 26°C / 50°F – 80°F and 40-80% Relative humidity

OPERATION



1. Open these four screws before use.



2. Casters can lock tree



3. Plug in and press ON (—)

MAINTENANCE AND TROUBLESHOOTING

- Can use non-aerosol vegetable oil; Without oil, may cause lower shredding efficiency, noise, even can't work normally.
- Clean up the pull-out bin when bin-full indicator illuminates.
- When the pull-out bin is not in correct position, or bin is full, the motor will be disabled.

WARRANTY

We warrants the cutting blades of the machine to be free from defects in material and workmanship for 5 years from the date of purchase by the original consumer.

We warrants all other parts of the machine to be free of defects in material and workmanship for 1 year from the date of purchase by the original consumer.

If any part is found to be defective during the warranty period, your sole and exclusive remedy will be repair or replacement, at Haibo' option and expense, of the defective parts. This warranty does not apply in cases abuse, mishandling, or unauthorized repair.

Any implied warranty, including that of merchantability or fitness for a particular purpose, is hereby limited in duration to the appropriate warranty period set forth above. In no event shall Haibo be liable for any consequential or incidental damages attributable to this product.

This warranty gives you specific legal rights. The duration, terms, and conditions of this warranty are valid worldwide, except where different limitations, restrictions, or conditions may be required by local law.

For more details or to obtain service under this warranty, please contact us or your dealer.

easy enjoy

Operating Instructions

Before operating this unit, please read all instructions

Paper Shredder

HS-25C

